


Fall 2010

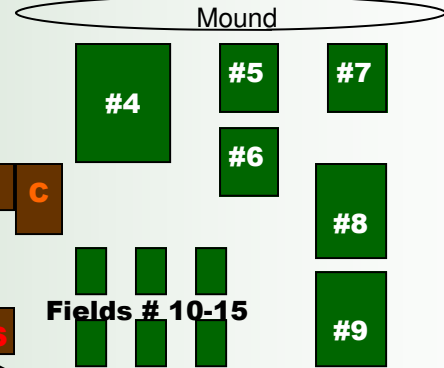
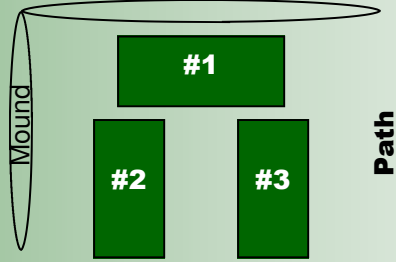


Practice Area



Sylvania Pacesetter Park Legend

- C**—Concessions
- R**—Restrooms
- S**—Shelter



Maintenance



Parking Lot

R C

S

Playground

Bike Trail

Parking

Parking

R

S

C

R

#19

#18

#17

#16

#22

#21

#23

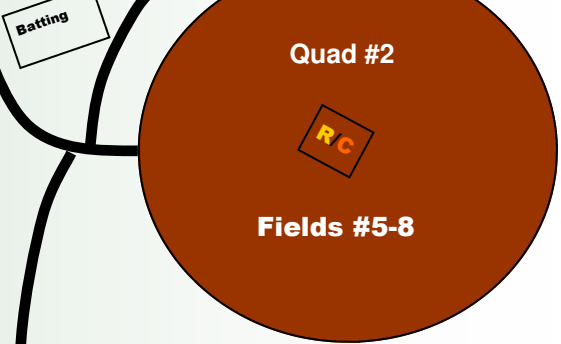
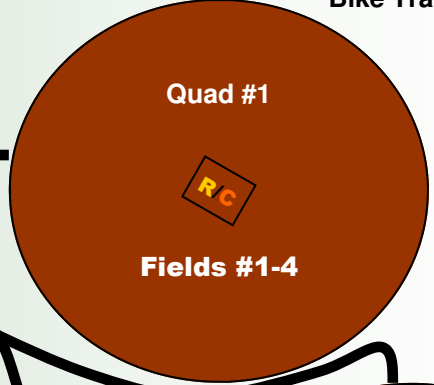
#24

#25

#28

#27

#26



Batting

Mitchaw Rd.

Path